



























28 017 979



- COMPACT RAIN, max. flow rate 15 l/min (at 3 bar)
- with anti-scale system
- spray head Ø 130 mm
- 1/2" connection

Intrinsic protection against back flow.

Fits: IMO, LULU, MADISON, MEM, TARA,  
CL.1, LISSÉ, VAIA, META, CYO

|   |                                     |                    |
|---|-------------------------------------|--------------------|
|    | Chrome                              | 28 017 979-00      |
|    | Chrome                              | 28 017 979-00 0010 |
|    | Brushed Platinum                    | 28 017 979-06 0010 |
|    | Brushed Platinum                    | 28 017 979-06      |
|    | Platinum                            | 28 017 979-08 0010 |
|    | Platinum                            | 28 017 979-08      |
|    | Dark Chrome                         | 28 017 979-19      |
|    | Dark Chrome                         | 28 017 979-19 0010 |
|    | Light Gold                          | 28 017 979-26 0010 |
|   | Light Gold                          | 28 017 979-26      |
|  | Brushed Light Gold                  | 28 017 979-27 0010 |
|  | Brushed Light Gold                  | 28 017 979-27      |
|  | Brushed Durabrass<br>(23kt Gold)    | 28 017 979-28      |
|  | Brushed Durabrass<br>(23kt Gold)    | 28 017 979-28 0010 |
|  | Matte Black                         | 28 017 979-33 0010 |
|  | Matte Black                         | 28 017 979-33      |
|  | Brushed Bronze                      | 28 017 979-42      |
|  | Brushed Bronze                      | 28 017 979-42 0010 |
|  | Brushed<br>Champagne (22kt<br>Gold) | 28 017 979-46 0010 |
|  | Brushed<br>Champagne (22kt<br>Gold) | 28 017 979-46      |
|  | Champagne (22kt<br>Gold)            | 28 017 979-47      |
|  | Champagne (22kt<br>Gold)            | 28 017 979-47 0010 |
|  | Brushed Chrome                      | 28 017 979-93      |
|  | Brushed Chrome                      | 28 017 979-93 0010 |
|  | Brushed Dark<br>Platinum            | 28 017 979-99      |
|  | Brushed Dark<br>Platinum            | 28 017 979-99 0010 |



## Hand shower - Chrome

---

IMO

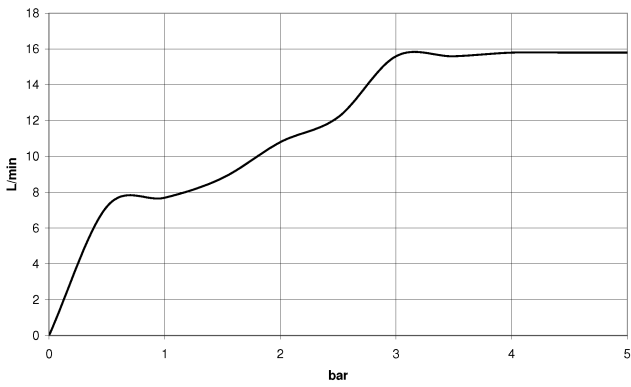
28 017 979

28 017 979

mm [inches]



Flow rate chart



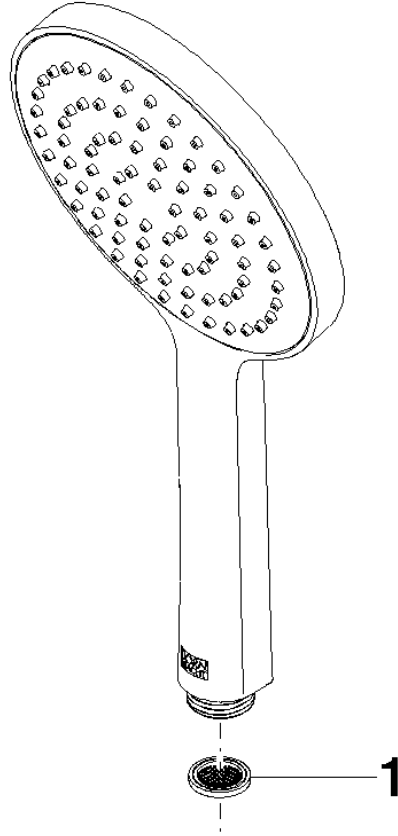
Certificates

DVGW\_DW-  
6517DN0129.

LGA\_29983.

WRAS\_2009011.

28 017 979



### Spare parts list

| No. | Item Number     | Name  | Quantity used | Delivery time |
|-----|-----------------|-------|---------------|---------------|
| 1   | 09 23 01 039 90 | sieve | 1             | 2             |